




# ENERG



**BAUKNECHT**

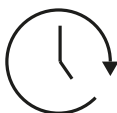
FW 800 B



**54 kWh** /  100



**8,0** kg



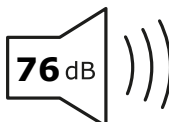
**3:35**



**48** L



A **B** C D E F G



A **B** C D